


District 5/6 Boys Golf
5/18/22- Black Rock Creek Golf Course

Team		Grandview																				
Hole		1	2	3	4	5	6	7	8	9	Front	10	11	12	13	14	15	16	17	18	Back	Total
Par		4	3	5	4	4	5	4	4	3		4	4	3	5	5	4	4	3	4		
Travis Hoffard		5	4	4	3	4	7	4	4	3	38	4	7	3	6	6	5	6	4	6	47	85
Aiden Rodriguez		6	3	6	6	6	14	6	7	4	58	4	8	9	6	8	6	7	4	7	59	117
Diego Hernandez		6	6	7	5	7	11	6	8	4	60	6	5	3	8	7	7	6	5	7	54	114
Team Score																					716	

Team		Ellensburg																				
Hole		1	2	3	4	5	6	7	8	9	Front	10	11	12	13	14	15	16	17	18	Back	Total
Par		4	3	5	4	4	5	4	4	3		4	4	3	5	5	4	4	3	4		
Daniel Yangas		6	4	5	4	5	6	5	5	8	48	4	6	3	6	5	5	5	5	5	44	92
Noah Nealey		6	4	5	7	5	11	4	5	5	52	3	8	5	7	6	7	6	6	4	52	104
Team Score																					403	


Individual Scoring (All)

Leaderboard			
Rank	Player Name	School	Strokes
1	Max Hewitt	Ephrata	79
2	Khale Calhoun	East Valley	80
3	Will Parrish	Othello	81
4	Kenji Pickeral	Ephrata	84
5	Koa McWilliams	Ephrata	84
6	Travis Hoffard	Grandview	85
7	TJ Murdock	Othello	86
8	Carter Burns	Ephrata	89
9	Hunter Ogle	Ephrata	89
10	Daniel Yangas	Ellensburg	92
11	Mason Moore	Ephrata	92
12	Bristen Brown	Selah	94
13	Mitchell Newquist	Selah	96
14	Ajay Parrish	Othello	97
15	Beaudry Benedetti	East Valley	98
16	Landon Evenson	Ephrata	98
17	Camden Powell	East Valley	100
18	Gunnar Allen	Ephrata	100
19	Aiden Sander	Ellensburg	DQ
20	Collin Simmons	Othello	102
21	Noah Nealey	Ellensburg	104
22	Dylan Richards	Ellensburg	105
23	Carson Dielemen	Selah	105
24	Jack Champoux	Selah	106
25	Drew Lukas	Selah	107
26	Alex Gout	East Valley	107
27	Spencer Lawson	Othello	107
28	Hunter Jay	Ephrata	109
29	Brayden Chornuk	Ephrata	109
30	Cain Muro	Othello	110



Team Scoring		
Rank	Score	School
1	336	Ephrata
2	366	Othello
3	385	East Valley
4	401	Selah
5	403	Ellensburg
6	716	Grandview
7	1600	Prosser

Team	Prosser									Front	10	11	12	13	14	15	16	17	18	Back	Total
Hole	1	2	3	4	5	6	7	8	9												
Par	4	3	5	4	4	5	4	4	3		4	4	3	5	5	4	4	3	4		



Team Score | 1600

Team	Selah									Front	10	11	12	13	14	15	16	17	18	Back	Total
Hole	1	2	3	4	5	6	7	8	9												
Par	4	3	5	4	4	5	4	4	3		4	4	3	5	5	4	4	3	4		

Bristen Brown	4	4	4	5	5	10	4	6	5	47	6	4	5	6	5	5	4	5	7	47	94
Jack Champoux	7	5	5	5	5	10	4	4	4	49	4	5	6	9	10	7	5	4	7	57	106
Randy Hall	6	5	6	8	6	7	5	6	8	57	8	6	3	9	7	6	6	4	6	55	112
Carson Dielemen	6	4	7	6	5	6	6	5	6	51	7	8	6	6	5	5	6	4	7	54	105
Ian McKeel	6	3	8	4	6	8	6	6	7	54	6	6	4	8	9	8	8	7	5	61	115
Mitchell Newquist	6	6	7	5	5	6	6	5	6	52	5	5	4	6	6	5	4	4	5	44	96
Ryker McGuire	7	3	8	7	9	8	8	8	6	64	7	5	9	8	8	7	5	5	6	60	124
Drew Lukas	6	5	5	6	5	9	9	7	5	57	5	6	4	6	6	6	7	5	5	50	107

Team Score | 401

Team	East Valley									Front	10	11	12	13	14	15	16	17	18	Back	Total
Hole	1	2	3	4	5	6	7	8	9												
Par	4	3	5	4	4	5	4	4	3		4	4	3	5	5	4	4	3	4		


Khale Calhoun	6	3	6	3	4	7	5	5	3	42	3	4	3	6	5	4	4	4	5	38	80
Camden Powell	4	4	6	5	6	9	6	5	3	48	5	6	4	8	8	6	5	5	5	52	100
Alex Gout	3	4	4	4	5	11	7	8	4	50	6	5	4	9	10	5	7	5	6	57	107
Beaudry Benedetti	5	4	5	8	5	8	4	5	4	48	4	6	4	7	7	5	5	6	6	50	98

Team Score | 385

Team	Ephrata									Front	10	11	12	13	14	15	16	17	18	Back	Total
Hole	1	2	3	4	5	6	7	8	9												
Par	4	3	5	4	4	5	4	4	3		4	4	3	5	5	4	4	3	4		

Kenji Pickeral	5	5	5	5	5	6	3	5	3	42	4	4	3	7	5	5	5	4	5	42	84
Carter Burns	6	4	4	4	4	6	5	5	4	42	5	5	5	7	7	6	4	4	4	47	89
Max Hewitt	4	4	4	3	4	6	3	4	4	36	5	6	4	5	5	5	4	4	5	43	79

31 Randy Hall	Selah	112
32 Nick Palo	Ellensburg	113
33 Diego Hernandez	Grandview	114
34 Ian McKeel	Selah	115
35 Aiden Rodriguez	Grandview	117
36 Mason Strawn	Ellensburg	122
37 Ryker McGuire	Selah	124
38 Amare Thorn	Ellensburg	128



Hunter Ogle	5	3	5	5	5	7	4	5	4	43	5	5	4	5	5	5	5	5	7	46	89
Koa McWilliams	5	5	4	5	4	7	4	4	3	41	4	5	3	6	7	5	4	4	5	43	84
Gunnar Allen	6	4	7	6	5	9	4	6	4	51	5	6	3	6	7	6	6	4	6	49	100
Mason Moore	5	4	4	5	4	8	5	4	3	42	5	5	5	6	5	8	5	5	6	50	92
Landon Evenson	7	5	6	6	4	12	5	6	3	54	5	5	3	6	4	6	5	5	5	44	98
Hunter Jay	6	4	6	5	6	7	6	6	5	51	6	6	6	8	8	6	6	4	8	58	109
Brayden Chornuk	6	5	6	5	6	8	4	4	5	49	5	8	6	8	11	7	5	4	6	60	109
																				Team Score	336

Team	Othello																		Total			
	Hole	1	2	3	4	5	6	7	8	9	Front	10	11	12	13	14	15	16		17	18	Back
	Par	4	3	5	4	4	5	4	4	3	43	4	4	3	5	9	4	5		4	5	43
TJ Murdock	4	3	4	4	4	12	5	4	3	43	4	4	3	5	9	4	5	4	5	43	86	
Will Parrish	4	4	6	3	4	6	4	4	4	39	6	5	3	5	5	6	4	4	4	42	81	
Ajay Parrish	5	4	5	5	3	9	4	5	5	45	4	7	5	6	7	6	4	5	8	52	97	
Cain Muro	7	5	6	7	6	6	6	6	7	56	5	6	5	8	7	7	5	5	6	54	110	
Collin Simmons	4	6	5	6	5	7	5	5	4	47	6	6	5	6	9	7	6	4	6	55	102	
Spencer Lawson	5	5	6	6	5	6	9	6	8	56	4	7	5	7	7	6	4	4	7	51	107	
																				Team Score	366	